

HOW TO DRAW A RAINBOW AND POT OF GOLD

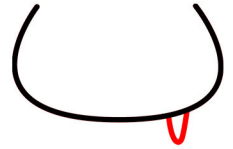
Follow the steps below to learn how to draw a rainbow and pot of gold

GET YOUR
PENCIL READY!

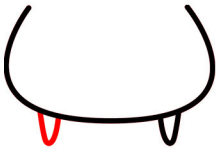
1.




2.




3.




4.



5.




6.



7.




8.



HOW TO DRAW A RAINBOW AND POT OF GOLD

Follow the steps below to learn how to draw a rainbow and pot of gold



Thank you!

So nice to meet you!

Hi! I'm Emily! I am a artist behind Emily drawing tutorial.

Thanks so much for choosing this activity,
I really hope you and your kids/students enjoyed this activity
I loved creating it for you!

credits



Find more at www.EmilyDrawing.com