

# HOW TO DRAW A MUSLIM GIRL

Follow the steps below to learn how to draw a muslim girl

GET YOUR  
PENCIL READY!


1.



2.




3.




4.



5.



6.



7.



8.



# HOW TO DRAW A MUSLIM GIRL

Follow the steps below to learn how to draw a muslim girl

1.




2.



3.




4.



5.



6.



7.



8.



# Thank you!

## So nice to meet you!

Hi! I'm Emily! I am a artist behind Emily drawing tutorial.  
Thanks so much for choosing this activity,  
I really hope you and your kids/students enjoyed this activity  
I loved creating it for you!

---

### credits

---



Find more at [www.EmilyDrawing.com](http://www.EmilyDrawing.com)