

HOW TO DRAW A CAMEL

Follow the steps below to learn how to draw a Camel

GET YOUR
PENCIL READY!

1.



2.




3.




4.




5.




6.



7.



8.



HOW TO DRAW A CAMEL

Follow the steps below to learn how to draw a Camel

1.



2.




3.




4.




5.




6.



7.



8.



Thank you!

So nice to meet you!

Hi! I'm Emily! I am a artist behind Emily drawing tutorial.
Thanks so much for choosing this activity,
I really hope you and your kids/students enjoyed this activity
I loved creating it for you!

credits



Find more at www.EmilyDrawing.com