

HOW TO DRAW A HIPPO


Follow the steps below to learn how to draw a hippo

GET YOUR
PENCIL READY!


1.




2.




3.




4.




5.




6.



7.



8.



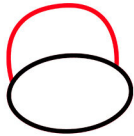
HOW TO DRAW A HIPPO

Follow the steps below to learn how to draw a hippo

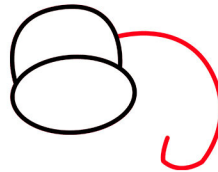
1.




2.




3.




4.




5.




6.



7.



8.



Thank you!

So nice to meet you!

Hi! I'm Emily! I am a artist behind Emily drawing tutorial.
Thanks so much for choosing this activity,
I really hope you and your kids/students enjoyed this activity
I loved creating it for you!

credits



Find more at www.EmilyDrawing.com